

# FOOT SWITCH

## Features

- Momentary pedal action versions available
- Die-cast metal and plastic to ensure ruggedness in harsh environments

## Product Selection

EFS - ☐

1 2

1. TYPET

2. RATING

EFS type

A: 10A 250VAC

EFS-D type

B: 6A 250VAC

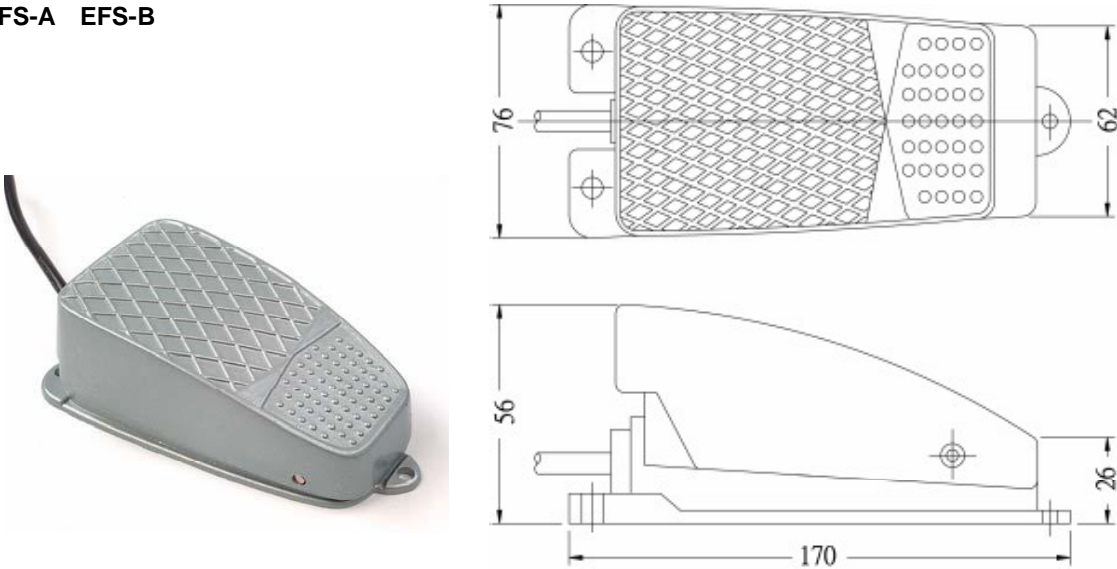
FS type

\_ : 10A 250VAC

1: 10A 250VAC

## Dimensions

UNIT:mm

Item NO.	Dimensions
EFS-A EFS-B	

HIGHLY

H1

Design, specifications are subject to change without notice.

# FOOT SWITCH

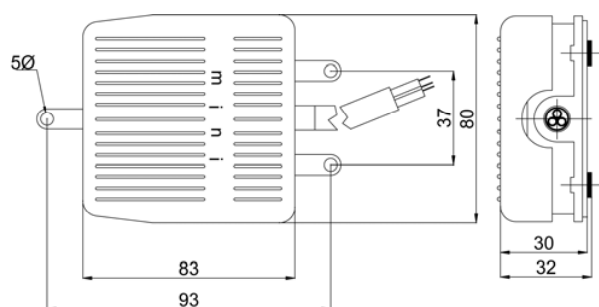
## Dimensions

UNIT:mm

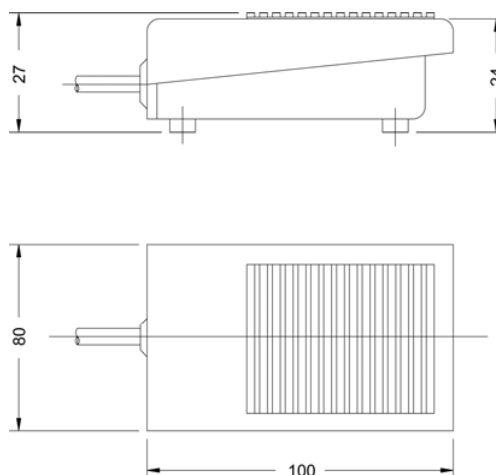
Item NO.

Dimension

EFS-D



FS-1



HIGHLY

H2

Design, specifications are subject to change without notice.