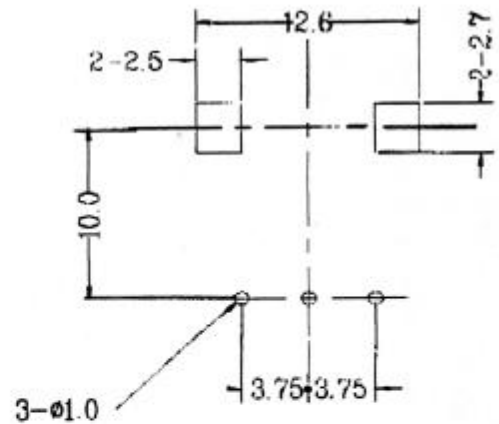


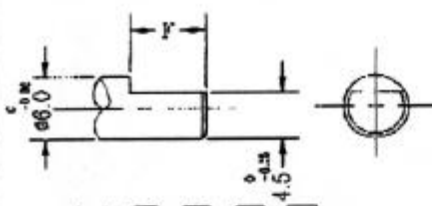
shaft shown in full
C.C.W. POSITION

BRACKET :

CODE	P2.3	P2.7
P	2.3	2.7

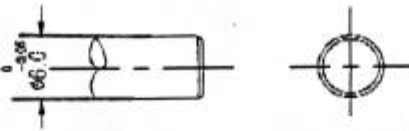


F Type Shaft



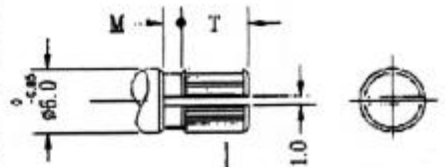
L	10	15	20	25	30		
F	4.0	7.0	12	12	12		

R Type Shaft



L	10	15	20	25	30		

KQ Type Shaft



L	10	15	20	25	30		
T	3.5	7.5	10	10	12		
M	0.5	1	2	4	4		

Tolerances Unless Otherwise Specified

SCALF	UNIT	L ≤ 10	±0.5
	mm	10 < L < 100	±0.5
Revision Notes		100 < L	±0.8

TOMY INDUST'RIAL CO., LIMITED

DRAWING TITLE

RV126 SERIES

DRAWING NAME

RV126NP(H)

DRAWING NO.

RV-126 01-001

DESIGNED	DRAWN	CHECKED	APPROVED
	EDDIE WONG		